

Name _____



Fluency Student Run Chart – First Semester

40															
39															
38															
37															
36															
35															
34															
33															
32															
31															
30															
29															
28															
27															
26															
25															
24															
23															
22															
21															
20															
19															
18															
17															
16															
15															
14															
13															
12															
11															
10															
9															
8															
7															
6															
5															
4															
3															
2															
1															
0	1	2	3	4	5	6	7	8	9	10	11	12	13	14	

Fluency Quiz Number

Name _____



Fluency Student Run Chart – Second Semester

40														
39														
38														
37														
36														
35														
34														
33														
32														
31														
30														
29														
28														
27														
26														
25														
24														
23														
22														
21														
20														
19														
18														
17														
16														
15														
14														
13														
12														
11														
10														
9														
8														
7														
6														
5														
4														
3														
2														
1														
0	15	16	17	18	19	20	21	22	23	24	25	26	27	28

Fluency Quiz Number

Fluency Class Run Chart – First Semester



400																		
380																		
360																		
340																		
320																		
300																		
280																		
260																		
240																		
220																		
200																		
180																		
160																		
140																		
120																		
100																		
80																		
60																		
40																		
20																		
0																		
	1	2	3	4	5	6	7	8	9	10	11	12	13	14				

N u m b e r C o r r e c t

Fluency Quiz Number



Fluency Class Run Chart – Second Semester

	15	16	17	18	19	20	21	22	23	24	25	26	27	28
N														
u														
m														
b														
e														
r														
C														
O														
r														
r														
e														
C														
t														
0														

Fluency Quiz Number

Name: _____

Fluency Class Run Chart – First Semester



500																										
450																										
400																										
350																										
300																										
250																										
200																										
150																										
100																										
50																										
0																										
	1	2	3	4	5	6	7	8	9	10	11	12	13	14												

Fluency Quiz Number



Name: _____

Fluency Class Run Chart – Second Semester

	15	16	17	18	19	20	21	22	23	24	25	26	27	28
1000														
950														
900														
850														
800														
750														
700														
650														
600														
550														
500														
450														
400														
350														
300														
250														
200														
150														
100														
50														
0														
N														
u														
m														
b														
e														
r														
C														
O														
r														
r														
e														
C														
t														

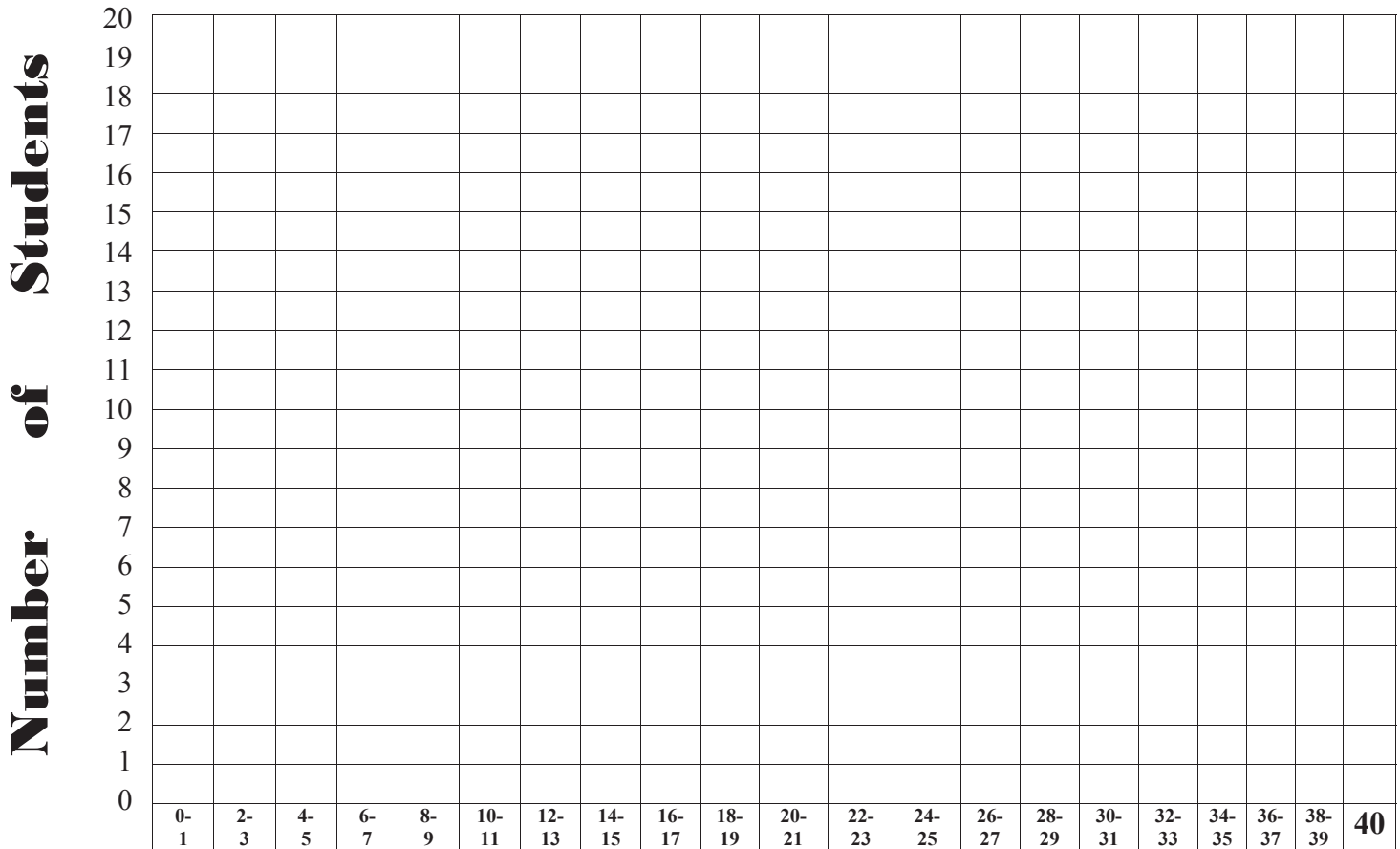
Fluency Quiz Number

Fluency Class Run Chart – First Semester



	1	2	3	4	5	6	7	8	9	10	11	12	13	14
1100														
1050														
1000														
950														
900														
850														
800														
750														
700														
650														
600														
550														
500														
450														
400														
350														
300														
250														
200														
150														
100														
50														
0														
N														
u														
m														
b														
e														
r														
C														
O														
r														
r														
e														
C														
t														
0														

Histogram for Quiz # _____



Number Correct

©From LtoJ Consulting Group, Inc.




Scatter Diagram - FIRST SEMESTER



N
U
M
B
E
R

C
O
R
R
E
C
T

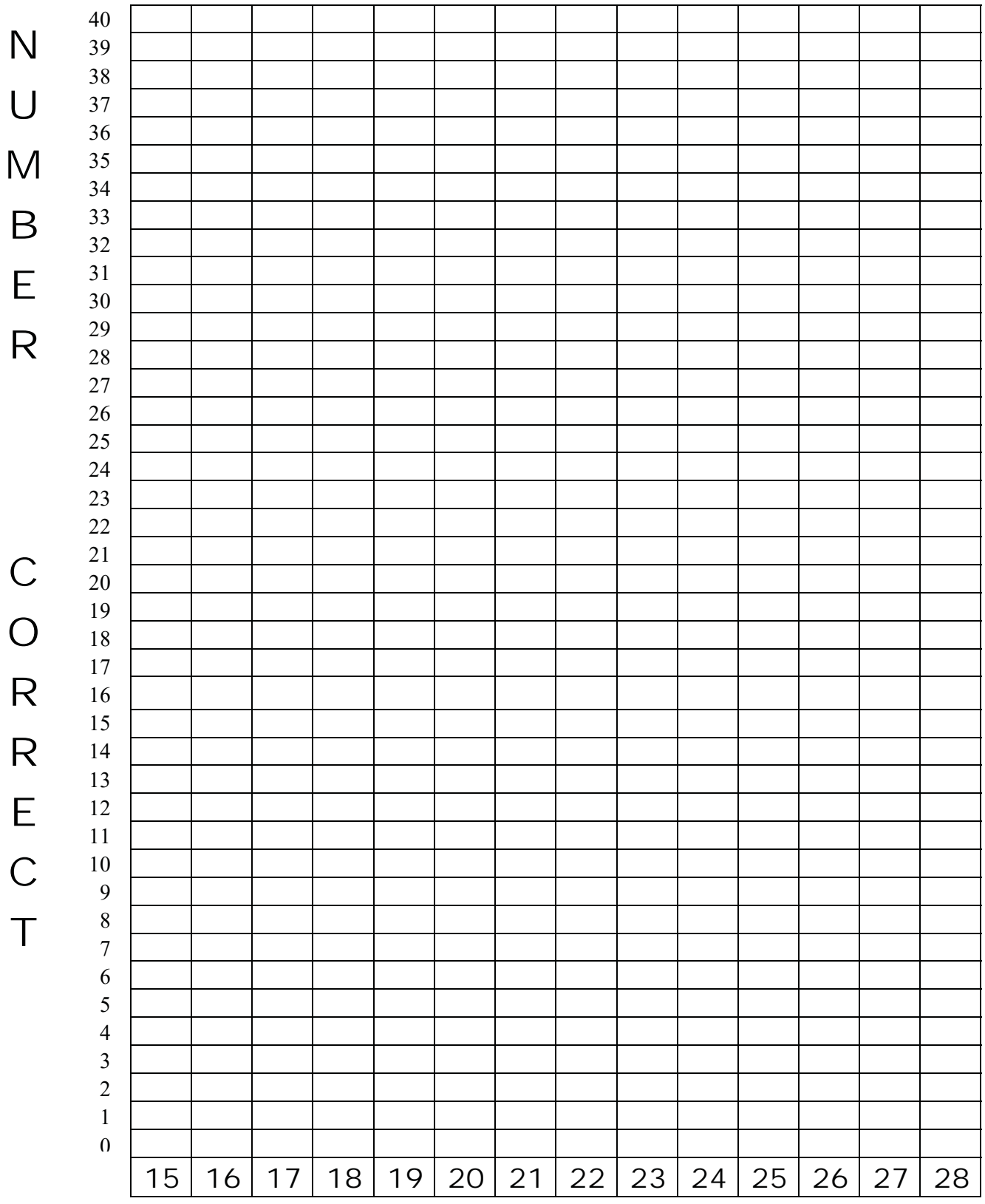
40
39
38
37
36
35
34
33
32
31
30
29
28
27
26
25
24
23
22
21
20
19
18
17
16
15
14
13
12
11
10
9
8
7
6
5
4
3
2
1
0



1 2 3 4 5 6 7 8 9 10 11 12 13 14

Fluency Quiz Number

Scatter Diagram - SECOND SEMESTER



Fluency Quiz Number