


# Student Run Chart for \_\_\_\_\_



© From LtoJ Consulting Group, Inc.

## Quiz Number



# Scatter Diagram

Number Correct		Quiz Number																												
		1	2	3	4	5	6	7	8	9	10	11	12	13	14	15	16	17	18	19	20	21	22	23	24	25	26	27	28	
10																														
9																														
8																														
7																														
6																														
5																														
4																														
3																														
2																														
1																														
0																														

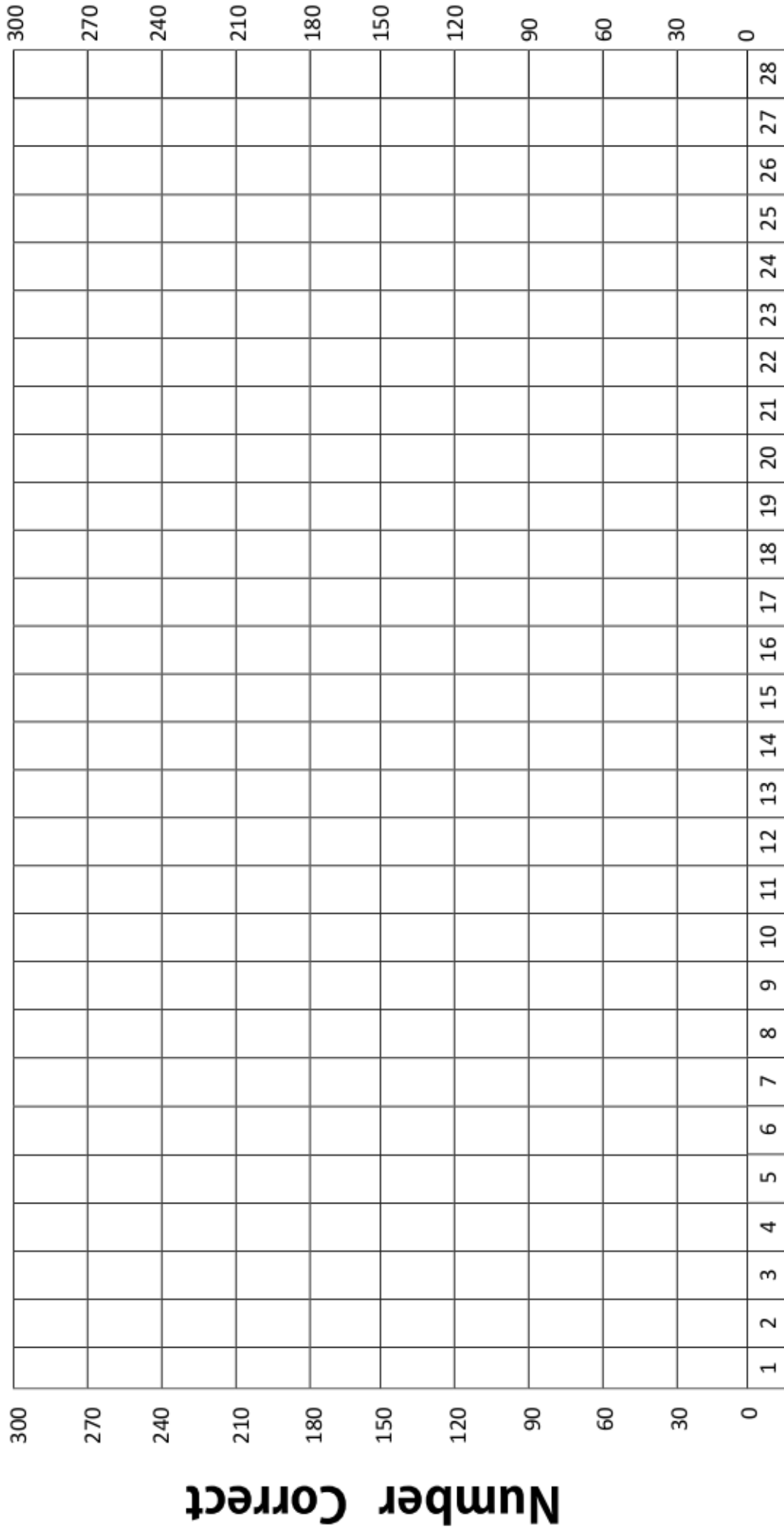


Quiz Number



©From LtoJ Consulting Group, Inc.

# Class Run Chart

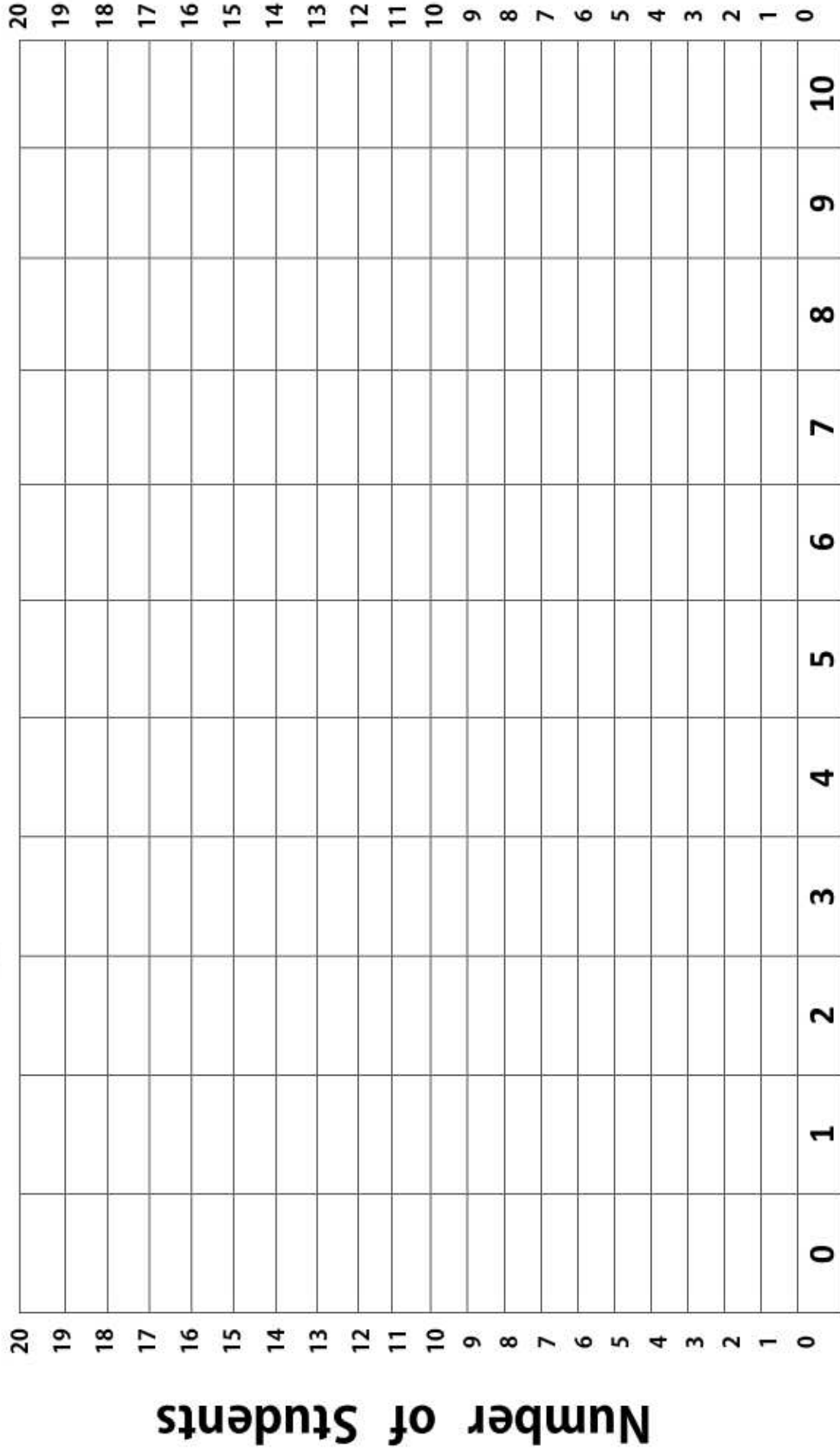


Number Correct

Quiz Number



# Histogram for Quiz # \_\_\_\_\_



Number Correct



# Errors for Quiz # \_\_\_\_\_

24																						24
23																						23
22																						22
21																						21
20																						20
19																						19
18																						18
17																						17
16																						16
15																						15
14																						14
13																						13
12																						12
11																						11
10																						10
9																						9
8																						8
7																						7
6																						6
5																						5
4																						4
3																						3
2																						2
1																						1
0																						0

Number of Errors

Most to Fewest Missed

## Ten Errors in Rank Order



© From LtoJ Consulting Group, Inc.