


Student Run Chart for _____



Quiz Number

© From LtoJ Consulting Group, Inc.



Scatter Diagram

Number Correct	1	2	3	4	5	6	7	8	9	10	11	12	13	14	15	16	17	18	19	20	21	22	23	24	25	26	27	28
16																												
15																												
14																												
13																												
12																												
11																												
10																												
9																												
8																												
7																												
6																												
5																												
4																												
3																												
2																												
1																												
0																												

Number Correct

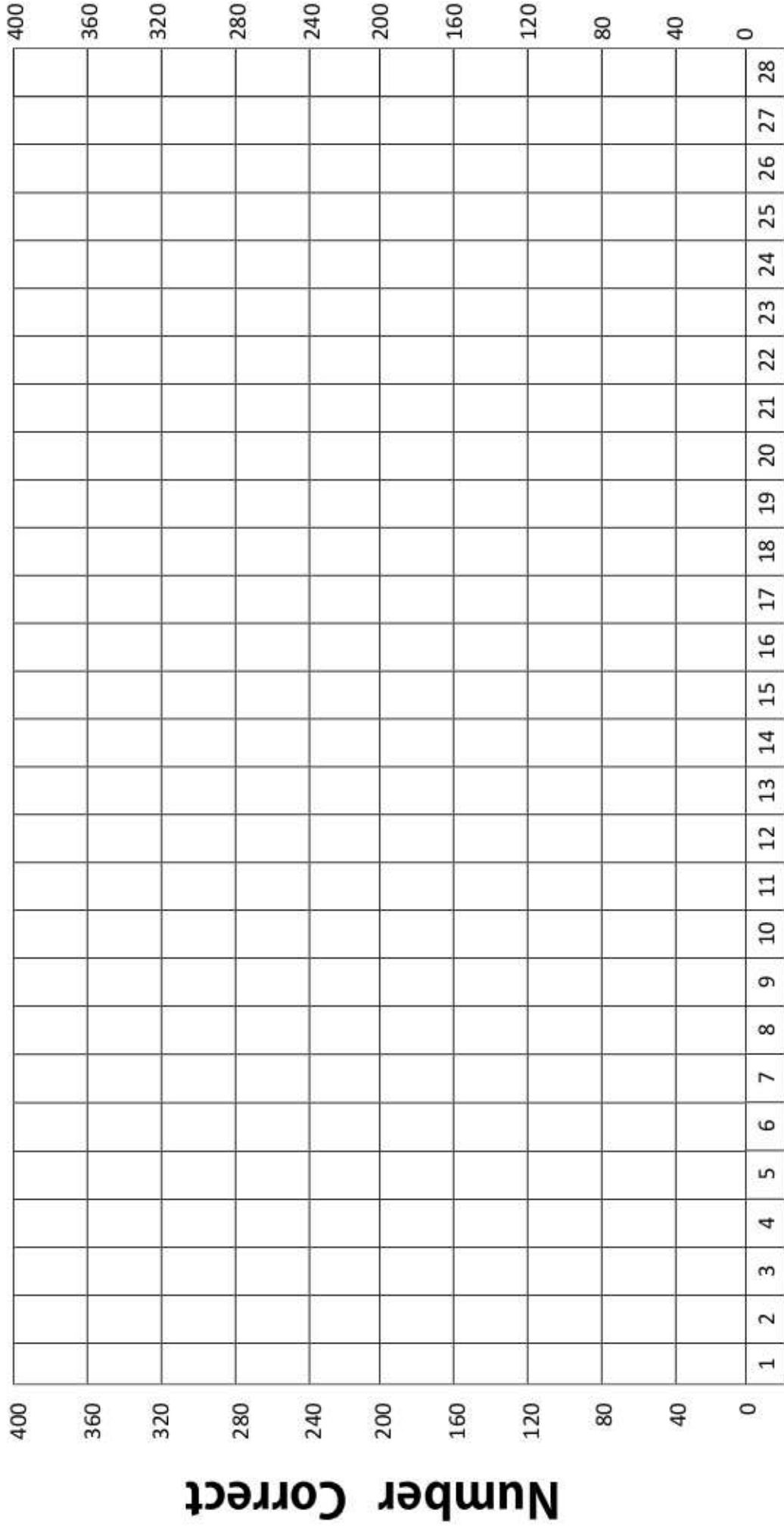
Quiz Number



© From L&J Consulting Group, Inc.



Class Run Chart

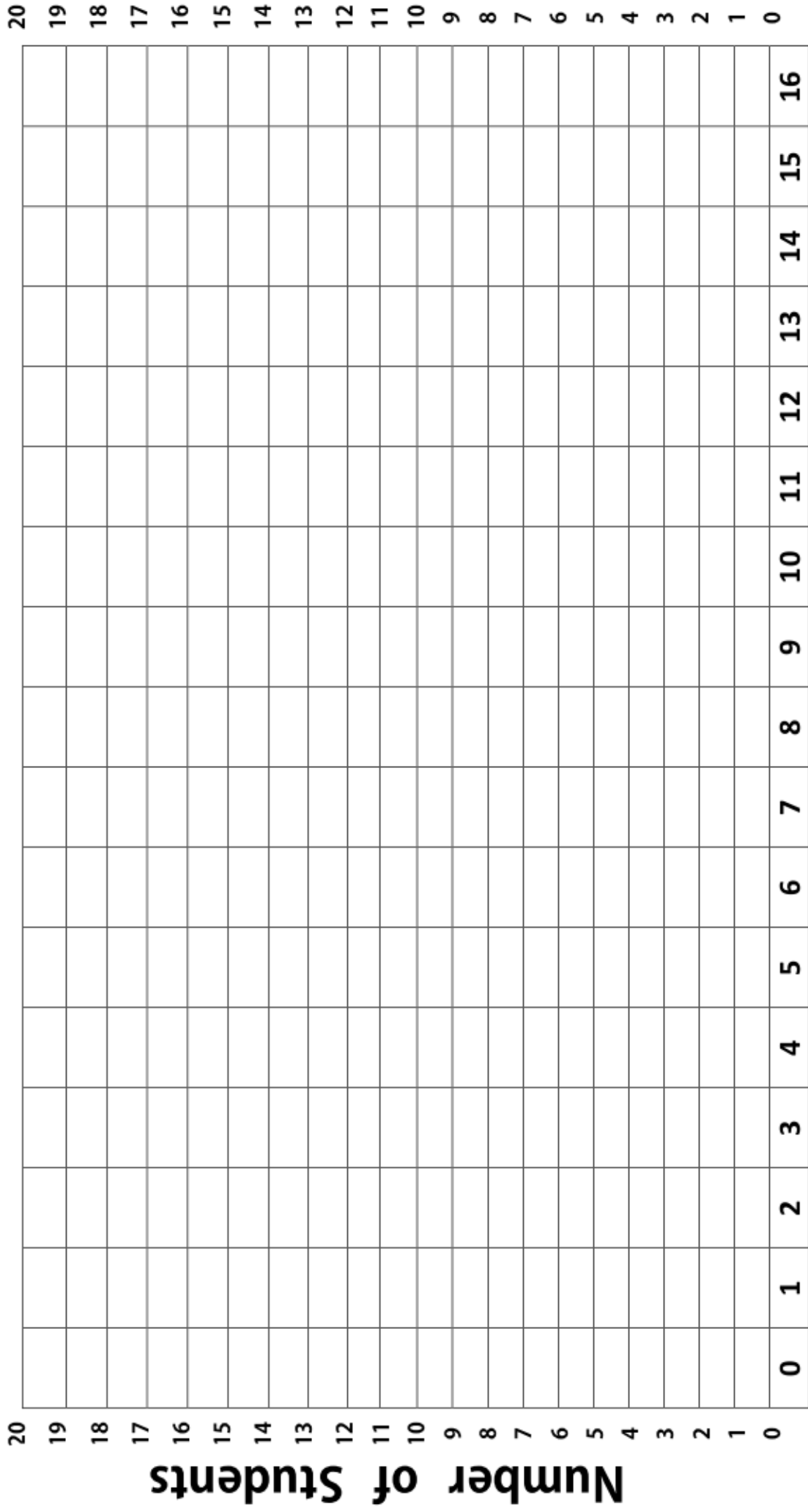


Number Correct

Quiz Number



Histogram for Quiz # _____



Number Correct



Errors for Quiz # _____

24																								
23																								
22																								
21																								
20																								
19																								
18																								
17																								
16																								
15																								
14																								
13																								
12																								
11																								
10																								
9																								
8																								
7																								
6																								
5																								
4																								
3																								
2																								
1																								
0																								

Most to Fewest Missed

Number of Errors



Sixteen Errors in Rank Order

