

# Student Run Chart for \_\_\_\_\_

Number Correct	1	2	3	4	5	6	7	8	9	10	11	12	13	14	15	16	17	18	19	20	21	22	23	24	25	26	27	28
20																												
19																												
18																												
17																												
16																												
15																												
14																												
13																												
12																												
11																												
10																												
9																												
8																												
7																												
6																												
5																												
4																												
3																												
2																												
1																												
0																												



Quiz Number



© From LtoJ Consulting Group

# Scatter Diagram

Number Correct	1	2	3	4	5	6	7	8	9	10	11	12	13	14	15	16	17	18	19	20	21	22	23	24	25	26	27	28		
20																														
19																														
18																														
17																														
16																														
15																														
14																														
13																														
12																														
11																														
10																														
9																														
8																														
7																														
6																														
5																														
4																														
3																														
2																														
1																														
0																														

Number Correct

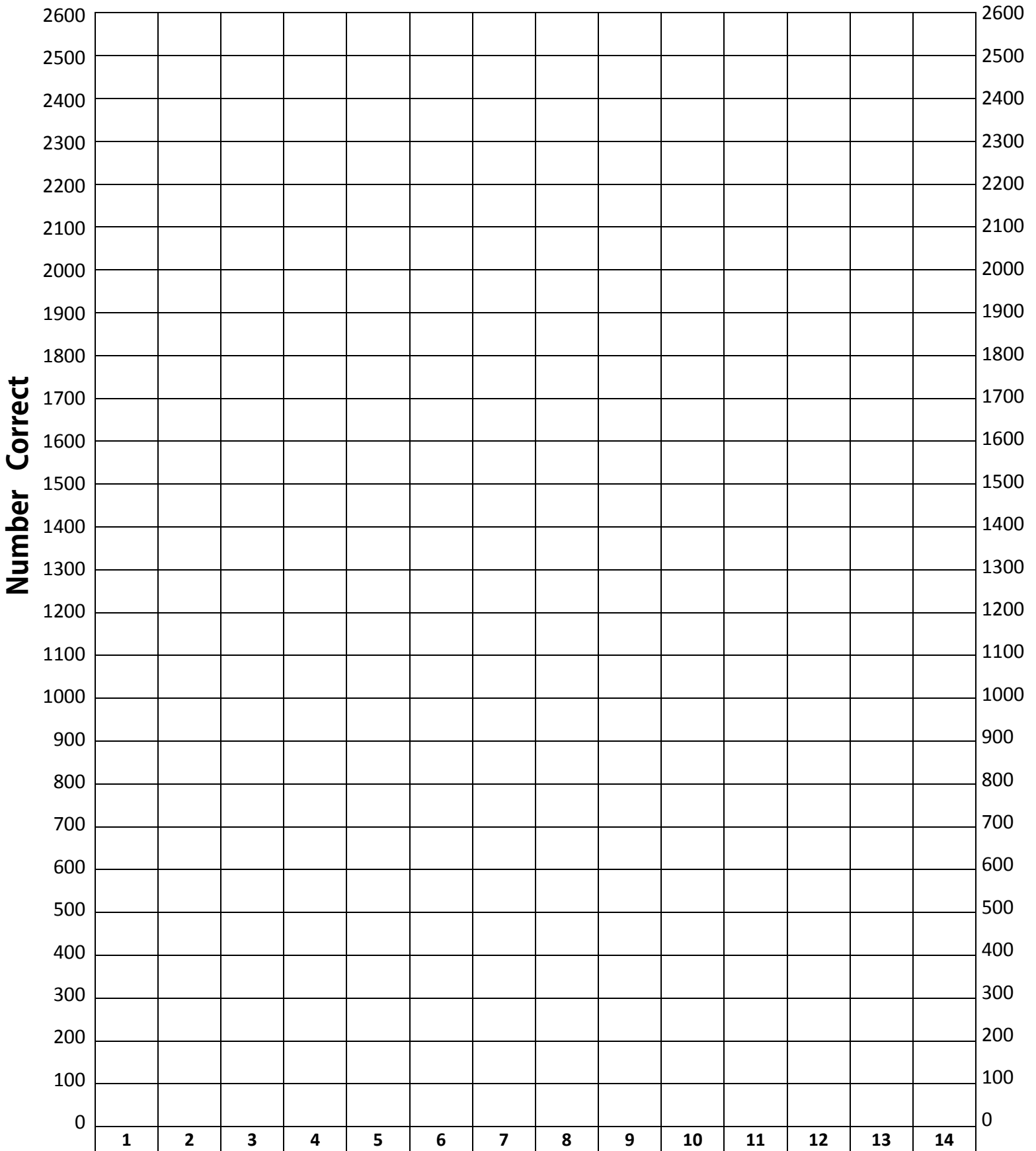
Quiz Number



© From LtoJ Consulting Group



# Fluency Class Run Chart - First Semester

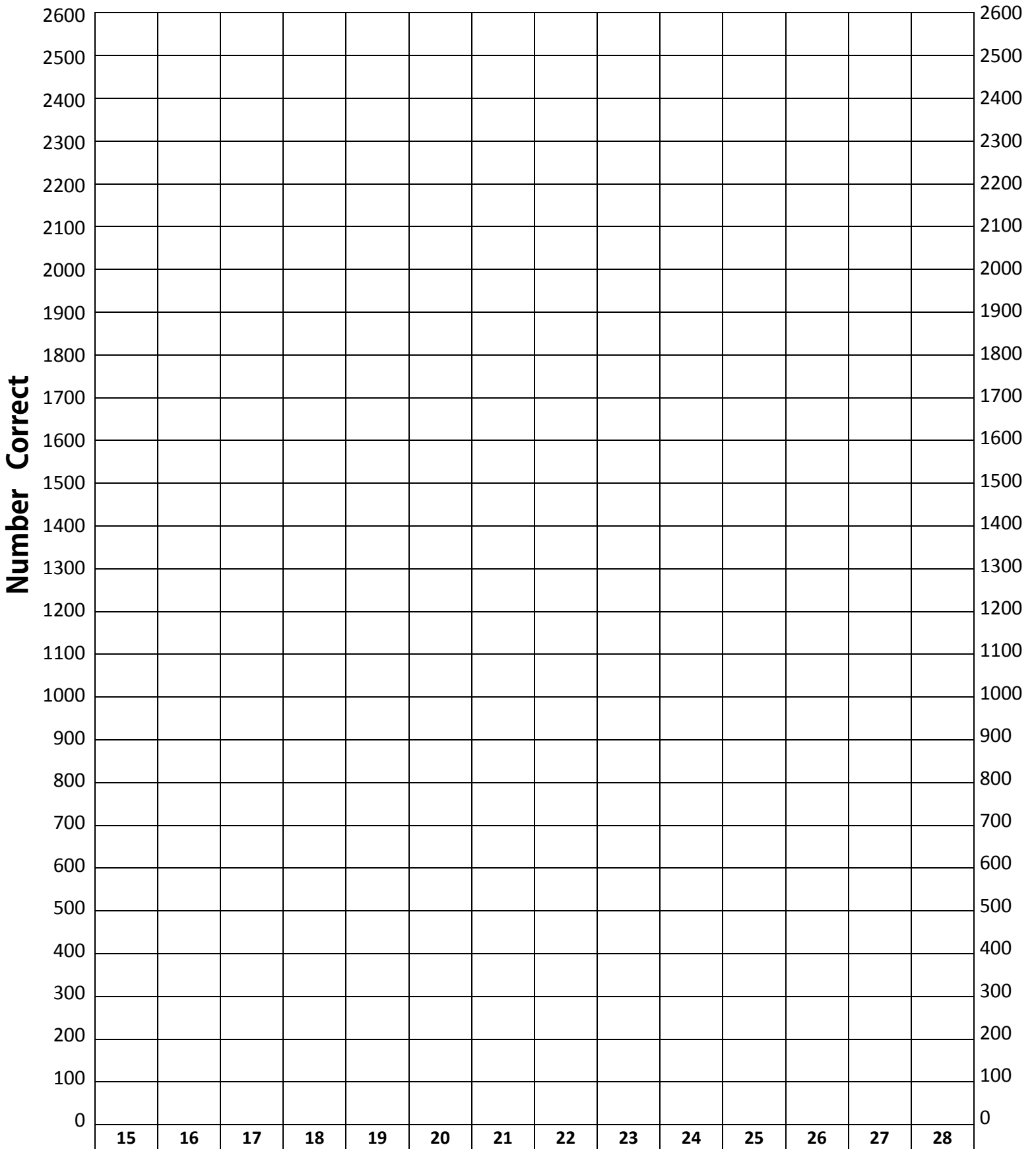


Fluency Quiz Number

©From LtoJ Consulting Group



# Fluency Class Run Chart - Second Semester




**Fluency Quiz Number**

©From LtoJ Consulting Group



# Histogram for Quiz # \_\_\_\_\_



Number Correct



# Errors for Quiz # \_\_\_\_\_

Most to Fewest Missed  
**Number of Errors**

24																					
23																					
22																					
21																					
20																					
19																					
18																					
17																					
16																					
15																					
14																					
13																					
12																					
11																					
10																					
9																					
8																					
7																					
6																					
5																					
4																					
3																					
2																					
1																					
0																					

## Twenty Errors in Rank Order

