


Student Run Chart for _____



©From LtoJ Consulting Group



Scatter Diagram

Number Correct

5																			5
4																			4
3																			3
2																			2
1																			1
0																			0
	1	2	3	4	5	6	7	8	9	10	11	12	13	14	15	16	17	18	


Quiz Number



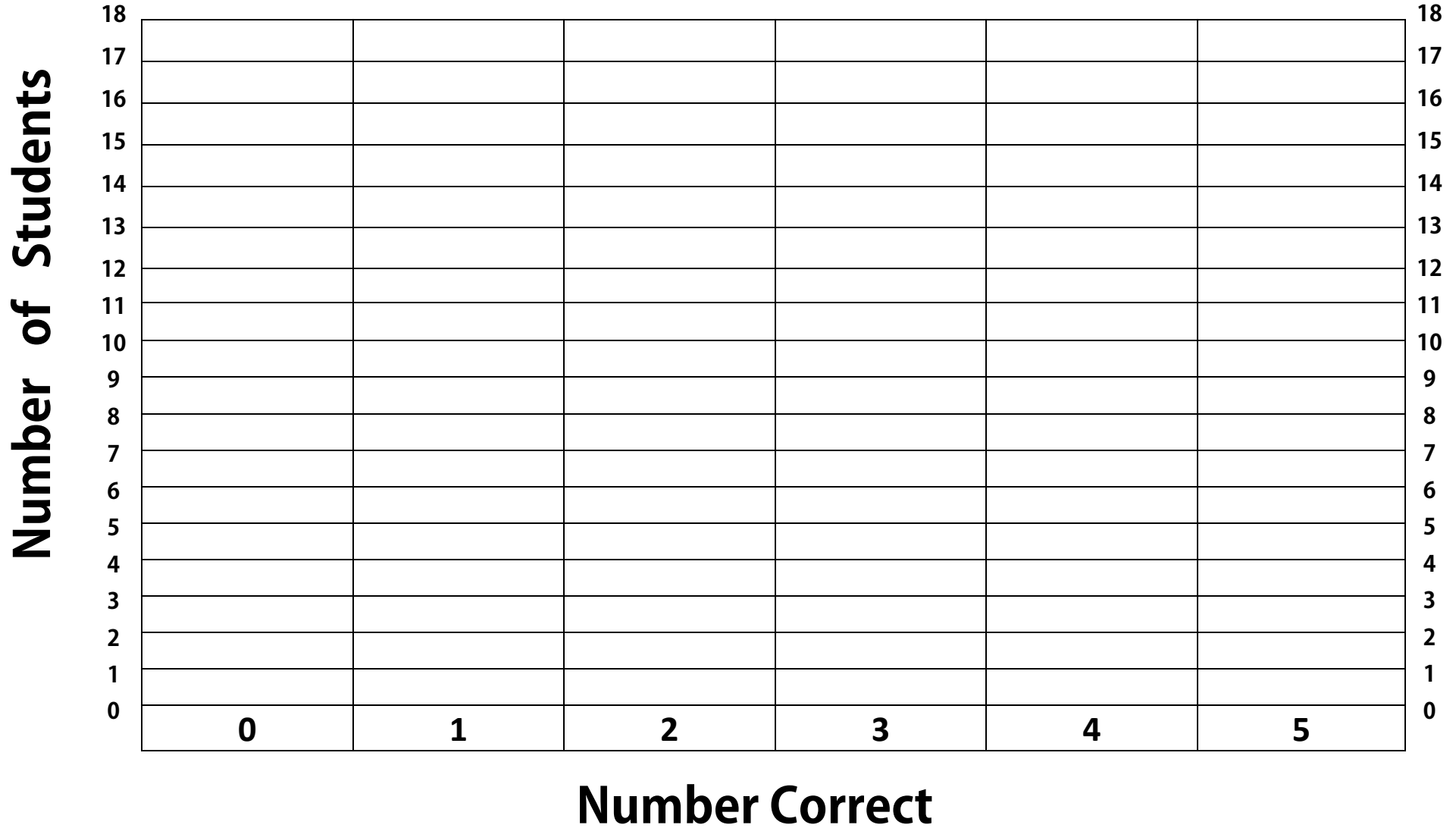
©From LtoJ Consulting Group



Class Run Chart



Histogram for Quiz # _____



Errors for Quiz # _____

Number of Errors

18					18
17					17
16					16
15					15
14					14
13					13
12					12
11					11
10					10
9					9
8					8
7					7
6					6
5					5
4					4
3					3
2					2
1					1
0					0

**Most to Fewest
Missed**

Five Errors in Rank Order

