


# Student Run Chart for \_\_\_\_\_



# Scatter Diagram

Number Correct

7															7
6															6
5															5
4															4
3															3
2															2
1															1
0															0
	1	2	3	4	5	6	7	8	9	10	11	12	13	14	


Quiz Number




©From LtoJ Consulting Group



# Class Run Chart



# Histogram for Quiz # \_\_\_\_\_



# Errors for Quiz # \_\_\_\_\_

<b>Number of Errors</b>	24						
	23						
	22						
	21						
	20						
	19						
	18						
	17						
	16						
	15						
	14						
	13						
	12						
	11						
	10						
	9						
	8						
	7						
	6						
	5						
	4						
	3						
	2						
	1						
0							
<b>Most to Fewest Missed</b>							

## Seven Errors in Rank Order

